

TF01 LED TROFFER



FEATURES AND SPECIFICATIONS

Construction

- Precision die-formed steel housing in a white finish
- Recessed design fits most standard T-bar grid ceilings
- 5 Wattage and 5 CCT switches located on driver junction box
- Large driver box for easy installation and wiring

Electrical

- Input Voltage: 120-277Vac 50/60Hz
- 0-10V dimmable
- THD≤10%, PF≥0.95

Applications

- Offices, retail, schools, restaurants, healthcare, residential, and hospitality applications.

Installation

- Unit simply lifts through grid ceiling and rests on T-bars
- Easy installation in new construction or retrofit
- Standard recessed mounting in most 2' x 2' or 2' x 4' grid ceilings
- Earthquake clips included
- Easily set wattage and CCT during installation using the adjustment switches located on the driver box
- Use in ambient temperatures ranging from -20° C to 45° C

Listing

- ETL listed, suitable for damp location.
- DesignLights Consortium ®(DLC)Premium.

Warranty

- 5-year limited warranty

Specs at a Glance		* Nominal Wattage (Switchable)		
Configuration	TF01-B22-20-40W-3W3C	TF01-B24-40-60W-3W3C	TF01-B22-15-40W-5W5C	TF01-B24-30-72W-5W5C
CCT (K)	3500K-4000K-5000K(Switchable)		3500K-4000K-5000K-5700K -6500K(Switchable)	
Wattage (W)*	20W/30W/40W Wattage Adjustable	40W/50W/60W Wattage Adjustable	15W/20W/25W/30W/40W Wattage Adjustable	30W/40W/50W/60W/72W Wattage Adjustable
Lumens (lm)	2,600-5,200LM	5,200-7,800LM	1,950-5,200LM	3,900-9,360LM
Efficacy (LPW)	Up to 130	Up to 130	Up to 130	Up to 130
CRI	≥80			
Input Voltage	120-277VAC, 50/60Hz, 0-10V Dimmable			
Operating Temp	-20°C to 45°C			
Certifications	ETL DLC 5.1 Premium			
Warranty	5 Years			

TF01 LED TROFFER

Ordering information

Model	Description
TF01-B22-20-40W-3W3C	2' x 2' LED Troffer, Power Switchable 20W/30W/40W, Color Switchable 3500K/4000K/5000K, 120-277VAC
TF01-B24-40-60W-3W3C	2' x 4' LED Troffer, Power Switchable 40W/50W/60W, Color Switchable 3500K/4000K/5000K, 120-277VAC
TF01-B22-15-40W-5W5C	2' x 2' LED Troffer, Power Switchable 15W/20W/25W/30W/40W, Color Switchable 3500K/4000K/5000K/5700K/6500K , 120-277VAC
TF01-B24-30-72W-5W5C	2' x 4' LED Troffer, Power Switchable 30W/40W/50W/60W/72W, Color Switchable 3500K/4000K/5000K/5700K/6500K , 120-277VAC

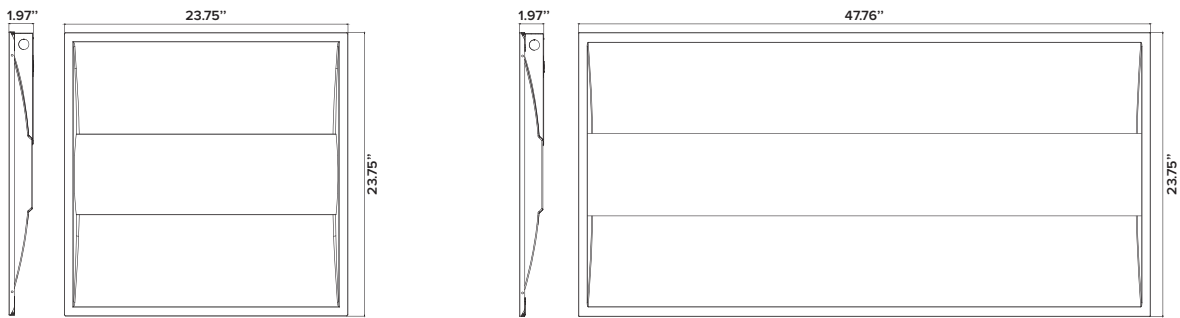


5-in-1 Color Temperature
(3500K 4000K 5000K 5700K 6500K)
5in-1 Wattage (30 40 50 60 72W)
0-10V Dimming
Large driver box for easy installation and wiring
Support Emergency, Sensor, Bluetooth

5 Wattage and 5 CCT
selectable switches



Dimensions



Accessories



Emergency Battery Backup



Sensor



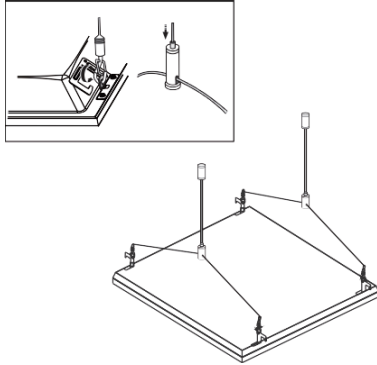
Remote Control

TF01 LED TROFFER

Flexible Installation Options

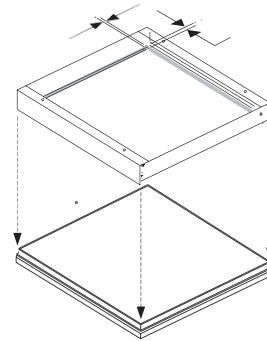
Cable Mount Kit

Optional Y cable mounting kit allows for suspended installations from any ceiling type. (2 pcs/kit)

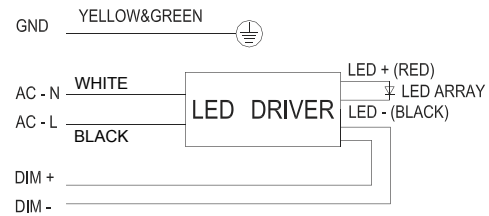
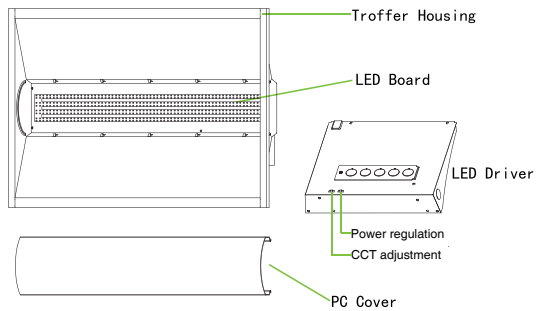


Surface Mount Kit

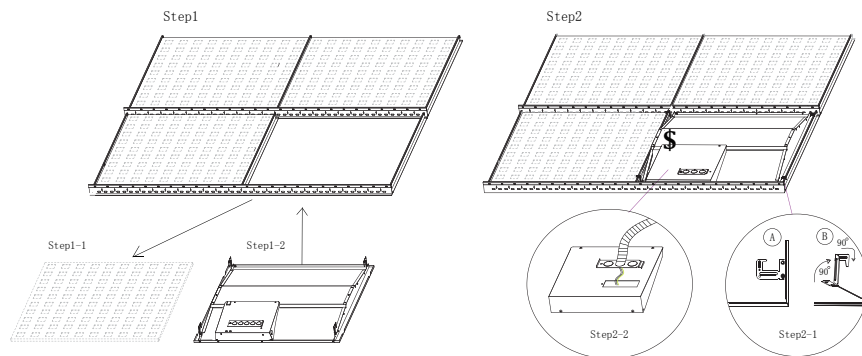
Optional surface mount kit allows for installation on plaster or other hard ceilings.



Wiring Diagram



Installation Instruction



Packing Information

Size/ft	L /inch	W /inch	H /inch	QTY/ctn	G.W./lbs	CTN QTY/pallet
2x2'	25.6	10.3	25.2	4	19.9	96pcs
2x4'	49.2	10.3	25.2	4	42.1	48pcs